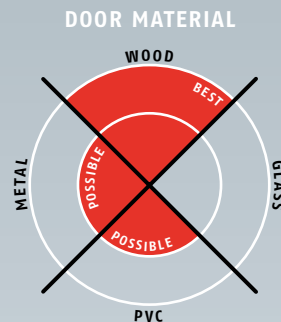


# Planet HS → 13 x 30 mm | ↓ 22 mm | ≤ 48 dB



## Main features

- Seal height up to ↓ 22 mm
- Acoustic insulation up to ≤ 48 dB in case of an optimal sealing
- Protected silicone lips since deeper embedded
- Door can be adapted on bottom without removal
- Unilateral and soundless release, silent seal
- Due to parallel drop-down no trailing on the floor
- Automatic compensation at inclined floors
- One groove width for Planet HS and RH (uneven floors)
- For double leaf folding doors with flush bolt or driving bar
- High-grade silicone lip, simple lift height adjustment
- Can be shortened up to the next shorter length on stock
- No extra need to cut off silicone at both ends
- 7 years warranty

## Versions / options

- Planet HS → RD ≤ 48 dB, smoke-shielding
- Planet HS → FH+RD ≤ 48 dB, fire-retardant + smoke-shielding
- Option sliding door ≤ 48 dB
- Silicone lip extended by 8 mm
- Anti-bacterial silicone lip is optional
- Possibility of silicone-free (TPE) execution
- Option Double-shortening → refer to chapter Accessories | TR125
- Special versions on request

## Door types with Planet HS



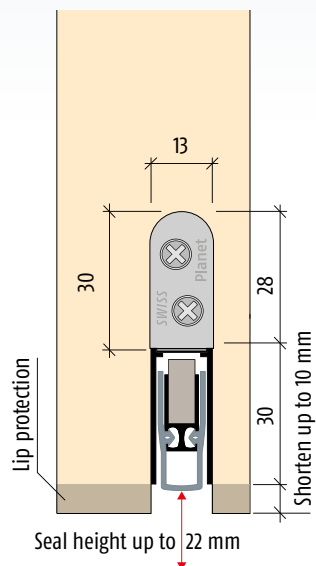
Double leaf doors → refer to chapter Accessories | Flush bolt, drilling

## More functions



## Technical specifications

Profile material	aluminum, → 13 x 30 mm
Groove size	width 13,1 mm with depth 30,5 up to 40 mm
Seal profile	high-grade silicone or high-grade self-extinguishing silicone
Seal height	up to ↓ 22 mm
Sound absorption value	up to ≤ 48 dB at 7 mm space to the floor; up to ≤ 42 dB at 18 mm space to the floor
Lift height adjustment	on the release knob with an Allen key 3 mm
Lengths in stock	335, 460, 585, 710, 835, 960, 1085, 1210, 1335, 1460 mm
Special lengths	on request up to 6000 mm for wing- and sliding doors
Release	unilaterally on hinge side
Can be shortened	up to the maximum of 125 mm (335 mm only 115 mm)
Fastening	on the side with stainless steel angle brackets and screws
Frame protector plate	stainless, hammer fixed, 20 x 20 mm
Test approvals	on request






Profile Planet HS



Planet HS with fastening brackets, release knob



Planet assembly set HS




**Option:** Planet HS with Planet drill hole  $\varnothing 5 \times 13$  mm for flush bolt, driving bar rods → refer to chapter Accessories | driving bar rods



**Option:** Planet HS with Planet drill hole  $\varnothing 8$  mm for driving bar rods → refer to chapter Accessories | driving bar rods



**Option:** Planet HS: silicone lip extended by 8 mm, with fastening brackets, release side



**Accessories:** Planet KR flush bolt, incl. strike plate → refer to chapter Accessories | Flush bolt  
**Driving bar rods flattened** → see pages 151 – 161

## Order specifications

<b>Planet HS → RD</b> $\leq 48$ dB incl. assembly set HS	Prod. code 76xxx*
<b>Planet HS → FH+RD</b> $\leq 48$ dB incl. assembly set HS	Prod. code 77xxx*

\* xxx = refer to price list for profile length

## Accessories | Options

<b>Sliding door</b>	Prod. code 900908
<b>Planet assembly set HS</b> incl. 2 fastening brackets (stainless), 4 screws and frame protector plate, type 1 (stainless)	Prod. code 900180
<b>Planet frame protector plate</b> type 1 (stainless); possible type 2/3/4/5 → refer to chapter Accessories   Options	Prod. code 900014
<b>Cut the Planet to fix dimension</b>	Prod. code 900200
<b>Planet drill hole <math>\varnothing 8</math> mm</b>	Prod. code 900866
<b>Planet drill hole <math>\varnothing 5 \times 13</math> mm</b> including plastic guide, for Planet KR and driving bar rods flattened → refer to chapter Accessories   Flush bolt, drilling	Prod. code 900190
<b>Planet BM floor strikes</b> → refer to chapter Accessories   BM	Prod. code 90034x-x Prod. code 90027x-x

x-x = Several Planet Floor strikes available in different adjustment range  
refer to chapter Accessories | BM

## Advertising text

<b>Planet HS → RD (smoke-shielding)</b> $\leq 48$ dB
Automatic door drop-down seal <b>Planet HS → RD</b> $\leq 48$ dB, for sound absorption and smoke-shielding doors, release on hinge side with automatic compensation in case of an inclined floor, parallel drop-down, seal height up to $\downarrow 22$ mm, flush or deeper to put in groove with lip protection. Silicone lip, lateral fastening. Aluminum profile → <b>13 x 30 mm</b> .

## Advertising text

<b>Planet HS → FH+RD (fire-retardant + smoke-shielding)</b> $\leq 48$ dB
Automatic door drop-down seal <b>Planet HS → FH+RD</b> $\leq 48$ dB, for sound protection-, smoke-shielding and fire-retardant doors, release on hinge side with automatic compensation in case of an inclined floor, parallel drop-down, seal height up to $\downarrow 22$ mm, flush or deeper to put in groove with lip protection. Lateral fastening, self-extinguishing silicone lip. Aluminum profile → <b>13 x 30 mm</b> .